

UBC Food Service Ware Procurement Guidelines

Achieving sustainable purchasing at food outlets and campus events.



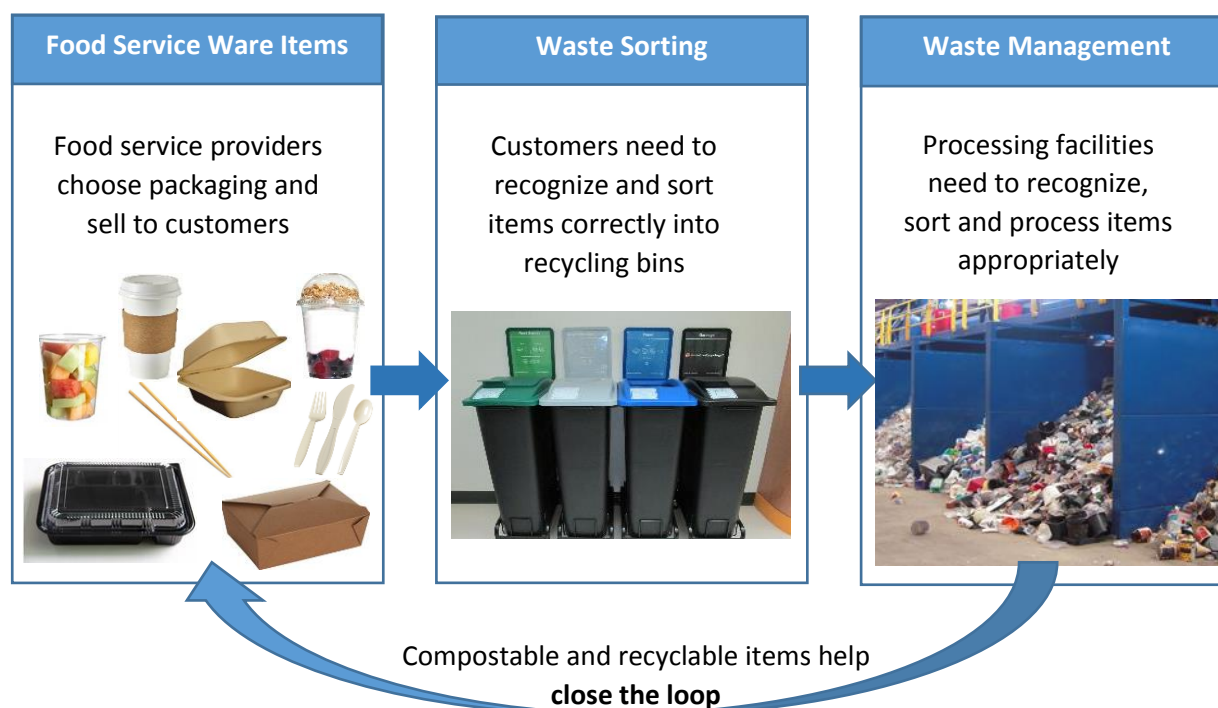
15 August 2016

For more information contact: zerowaste.coordinator@ubc.ca
Sustainability & Engineering, Campus & Community Planning,
University of BC

UBC Food Service Ware Guideline: Introduction

UBC's Zero Waste Action Plan established a target of 80% waste diversion (i.e., 80% of waste recycled or composted) by 2020, with a goal of steadily decreasing the garbage going to landfill. In 2015, the Metro Vancouver Organics Disposal Ban came into effect, another factor in creating the Zero Waste Action Plan.

To prevent waste, the best solution is to offer **reusable**, rather than single-use, food and drink containers. However for single-use packaging, in order to achieve successful recycling and composting, the chosen packaging items need to work within a larger UBC and regional waste system, as shown in the figure below.



With the proliferation of many types of food packaging, customers struggle to sort their waste items into recycling bins correctly. Composting and recycling facilities face similar challenges – for example, distinguishing between a compostable plastic cup and a recyclable plastic cup is difficult. The result is that when recyclable and compostable food packaging is mis-sorted, it often ends up as garbage in the landfill or contaminates recycling operations. For these reasons, **UBC seeks to simplify the types of food packaging used on campus, and align them with waste management systems.**

In general, the **preferred** choices are:

- Compostable, fibre-based (e.g., paper and wood fibre) products for all **food** items
- Recyclable (i.e., metal, plastic or glass) products for all **drink** containers

Avoid compostable or biodegradable plastic, such as clear compostable plastic cups or compostable plastic cutlery.

What is “Compostable”?

UBC’s Food Scraps program **accepts** compostable materials as follows.

1. Plain, uncoated paper products such as paper bags, paper towels, napkins and paper plates.
2. Plain, uncoated wood chopsticks.
3. Fibre-based (e.g., paper, wood or bamboo) products that are certified compostable. This may include fibre containers (e.g., paper food bowls) that have a thin compostable lining. Certified compostable means certified to BPI or CCME/BNQ (see logos to the right) or other recognized compostable standards including ASTM D6400 or ASTM D6868. Some products use the term “biodegradable”. This does not necessarily mean compostable – check to see that a product is certified under a recognized standard.¹



Avoid products made from “compostable plastic” and “biodegradable plastic” such as plastic cups, cutlery, food containers and bags as these are not compatible with UBC’s composting system (and also some regional composting systems). A few examples of compostable plastic products are shown here²



Choose the Best Types of Recyclable Plastic

For recyclable items, the type and colour of plastic chosen is important; some plastics are difficult to recycle and may end up in the landfill, or “downcycled” into lower-quality plastic.

✓ Choose

Recyclable types #1, 2, 4 or 5 (PETE, HDPE, LDPE, PP)

“Natural” colour, clear, or white



✗ Avoid

Types #3, 6, and 7 (PVC, PS, Other including PLA)
Unmarked plastic

Bright or dark colours including black

Hot Drink Cups and Lids

✓ Choose




	Description	Example Product	More Info
	Paper cup with plastic lining (most typical coffee cup)	Green Century – cup ppr hot white 16oz recycled GFS – item #1299673	Goes in the Recyclable Containers bin.
	Plastic lid	Nature Cup – lid polystyrene for 10-20oz nature cup GFS – item#1115231	Uncoloured plastic, type 1, 2, 4, or 5 is preferred, but 6 is acceptable. Goes in Recyclable Containers bin.

✗ Avoid

	Styrofoam cup		Cannot be recycled. Goes in the Garbage bin.
	Unmarked or compostable plastic ² lids		Goes in the Garbage bin.

Cold Drink Cups and Lids

✓ Choose

	Recyclable plastic cup (uncoloured plastic, types 1, 2 and 4)	Solo – cup plas clear 16oz GFS – item#1243729	Goes in the Recyclable Containers bin.
	Paper cup	Same as above	Generally has a plastic lining, so goes in the Recyclable Containers bin.
	Plastic lid	Nature Cup – lid polystyrene for 10-20oz nature cup GFS – item#1115231	Uncoloured plastic, type 1, 2, 4, or 5 is preferred, but 6 is acceptable. Goes in Recyclable Containers bin.



✗ Avoid

	Compostable Plastic ²		Goes in the Garbage bin.
	Styrofoam Cups		Cannot be recycled easily. Goes in the Garbage bin.


¹See what qualifies as “compostable” on page 2

²See why it’s not compatible with UBC’s composting system on page 2


Bowls and Lids

✓ Choose			
	Certified compostable paper or other fibre ¹	Ecotainer – 12oz BSI-IP-DFR-12(C-12)	Goes in the Foodscrap bin.
	Recyclable plastic lid	Lids (white polystyrene) – 12oz BSI-IP-LFRFH-12(C-12)-LID	Uncoloured plastic, type 1, 2, 4, or 5. Goes in the Recyclable Containers bin.
✗ Avoid			
	Styrofoam		Cannot be recycled easily. Goes in the Garbage bin.
	Compostable plastic ²		Cannot be recycled easily. Goes in the Garbage bin.

Plates

✓ Choose			
	Certified compostable paper or other fibre ¹	BSI GQ-P-9.5R (P03) 9.5" Deep Well Round Plate	Goes in the Foodscrap bin.
✗ Avoid			
	Styrofoam plate		Cannot be recycled easily. Goes in the Garbage bin.
	Plastic-coated paper plate		Goes in the Garbage bin.



Containers

✓ Choose			
	Certified compostable paper or other fibre ¹ clamshell	BSI GQ-C-1000-1CS (B10) 8.5" x 8" 1-Compartment Clamshell	Goes in the Foodscrap bin.
✗ Avoid			
	Compostable plastic ² clamshell		Goes in the Garbage bin.



¹See what qualifies as “compostable” on page 2

²See why it’s not compatible with UBC’s composting system on page 2


Paper Wrappers

✓ Choose			
	Compostable paper ¹ bag	BSI Z-6536-NAT (#25) 6.5"x1"x8" Natural Portion Bags	Goes in the Foodscraps bin.
	Compostable checkered paper with very thin PLA lining (exception to the compostable plastic rule, as minimal enough to be composted)	Paper Bag – Bulldog Bag PPR W/Handle Kraft 13 x 7 x 13, GFS #1211974 Checked paper – Deluxe Paper – Liner Basket 12 x 12, GFS #1183680	Goes in the Foodscraps bin.
✗ Avoid			
	Conventional Plastic-Coated paper		Goes in the Garbage bin.
	Conventional Wax Paper		Goes in the Garbage bin.

Cutlery

✓ Choose			
	Certified compostable or plain, uncoated wood, bamboo or fibre ¹	Ecaware Biodegradable – ECO cutlery fork wooden GFS – item#1020214	Preferred choice. Goes in the Foodscraps bin.
	Recyclable plastic marked with recycling arrows	BSI Fork/Knife/Spoon-E- CPP-White	Uncoloured plastic, types 1, 2, 4 or 5, is preferable. Goes in the Recyclable Containers.
✗ Avoid			
	Unmarked plastic		Goes in the Garbage bin.
	Compostable plastic ²		Goes in the Garbage bin.

Straws



✓ Choose			
	Unmarked plastic	BSI WM-S-7"	The best option is to avoid straws wherever possible. Goes in the Garbage bin.

¹See what qualifies as “compostable” on page 2

²See why it’s not compatible with UBC’s composting system on page 2

Stir Sticks

✓ Choose


	Fettuccini noodles	Any grocery store.	Easily compostable, cheap, effective. Goes in the Foodscraps bin.
	Compostable wood, bamboo or other fibre stir sticks ¹		Another good option. Goes in the Foodscraps bin.

✗ Avoid

	Plastic stir sticks		Usually unmarked or soft plastic. Goes in the Garbage bin.
--	---------------------	--	--


Napkins

✓ Choose

	Compostable or plain, uncoated paper napkins ¹	P-NKR12G-211257-S #1 3 x 1.75 x 8.25 (120NKR)	Unbleached or uncoloured is preferred. Goes in Foodscraps.
---	---	---	--

Bags

✓ Choose

	Plain paper bag	Your local retailer	If soiled with food, it can be composted in the Food Scraps bin. If clean, it can be recycled in Paper recycling.
---	-----------------	---------------------	---

✗ Avoid

	Unmarked or recyclable plastic bag		Plastic bags CANNOT go in any bin other than the Garbage bin.
	Compostable plastic ²		Goes in the Garbage bin.

¹See what qualifies as “compostable” on page 2

²See why it’s not compatible with UBC’s composting system on page 2